

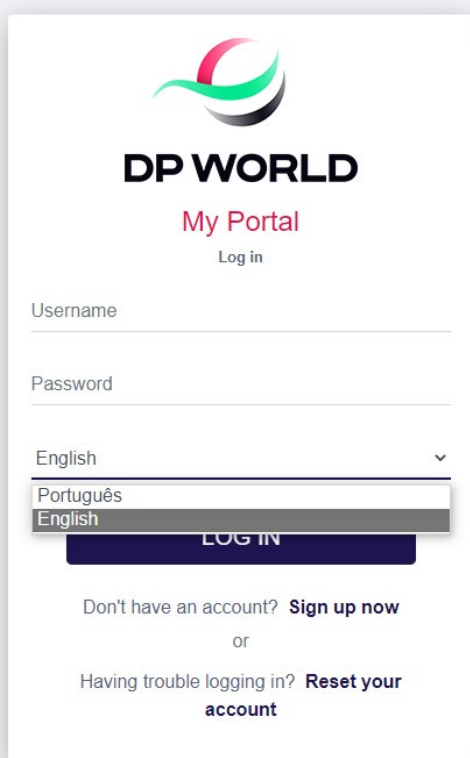
Estimado cliente

A DP World está empenhada em fornecer o melhor serviço e trabalhar em estreita colaboração com todos os nossos stakeholders e clientes.

Temos o prazer de anunciar o MyPortal, plataforma permite que os clientes façam parte da nossa comunidade digital e se envolvam com a nossa plataforma de auto-serviço, onde serão capazes de gerar Cotações, Fazer Pagamentos Online e Gerar Facturas sem qualquer atraso.

Como criar uma conta.

1. Acesse o link: <https://myportal.dpworldmaputo.com>
- 1.2. Clique na lista suspensa de idiomas para alterar o idioma conforme mostrado abaixo:



DP WORLD
My Portal
Log in

Username

Password

English

Português

English

LOG IN

Don't have an account? **Sign up now**

or

Having trouble logging in? **Reset your account**

2. Click em **Sign up now / Inscrever-se** para criar uma conta.

Head Office

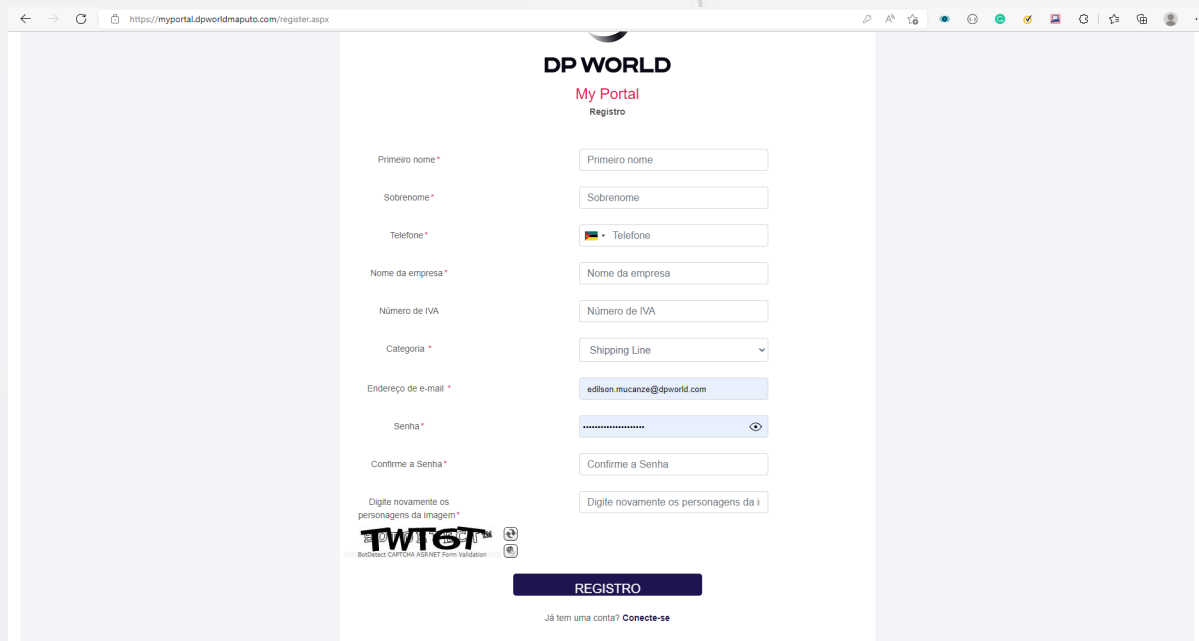
DP World, 5th Floor, JAFZA 17, Jebel Ali Free Zone

PO Box 17000, Dubai – U.A.E.

T: +971 4 8811110, F: +971 4 8811344

dpworld.com

3. Preencha o formulário com as informações solicitadas e certifique-se de ter digitado um endereço de e-mail válido e de ter acesso a ele para obter o código de validação para concluir o processo de registro.




The screenshot shows a web browser window displaying the registration page for DP World. The URL in the address bar is <https://myportal.dpworldmaputo.com/register.aspx>. The page features the DP World logo and the text "My Portal" and "Registro". The registration form includes the following fields:

- Primeiro nome *
- Sobrenome *
- Telefone * (with a flag icon for country selection)
- Nome da empresa *
- Número de IVA
- Categoria * (dropdown menu with "Shipping Line" selected)
- Endereço de e-mail * (pre-filled with "edilson.mucanze@dpworld.com")
- Senha * (with a strength indicator icon)
- Confirme a Senha *
- Capcha: "Digite novamente os personagens da imagem*" (with a "TWT6T" image and "BotDetect CAPTCHA ASP.NET Form Validation" text)



At the bottom of the form is a dark blue button labeled "REGISTRO" and a link: "Já tem uma conta? [Conecte-se](#)".

4. Certifique-se de fornecer os valores do *captcha* correctos, conforme exibido no formulário de registro.

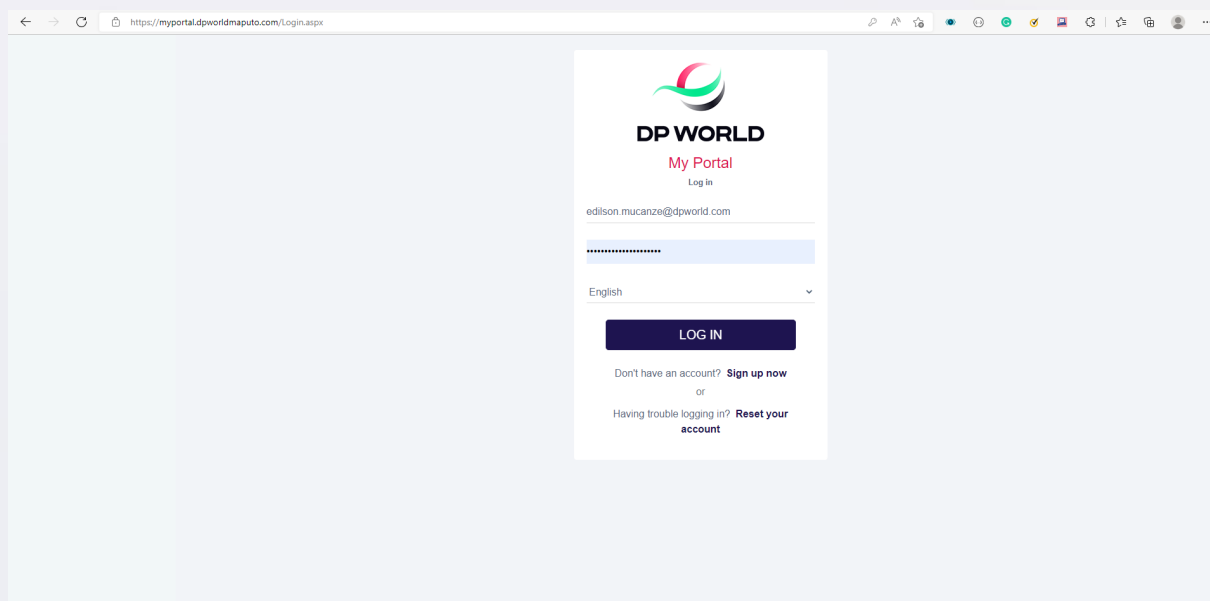


This image is a close-up of the CAPTCHA field from the registration form. It shows the instruction "Digite novamente os personagens da imagem*" and a text input box containing the characters "TWT6T". Below the instruction is the BotDetect CAPTCHA logo and the text "BotDetect CAPTCHA ASP.NET Form Validation". To the right of the CAPTCHA image are two circular icons: a refresh icon and a help icon.

5. Validação de conta – Adicione sua chave de validação e confirme.



6. Após a validação da conta com sucesso, faça login para ter acesso ao MyPortal



Obrigado
DP World Maputo – Departamento de TI 2022

Dear customer.

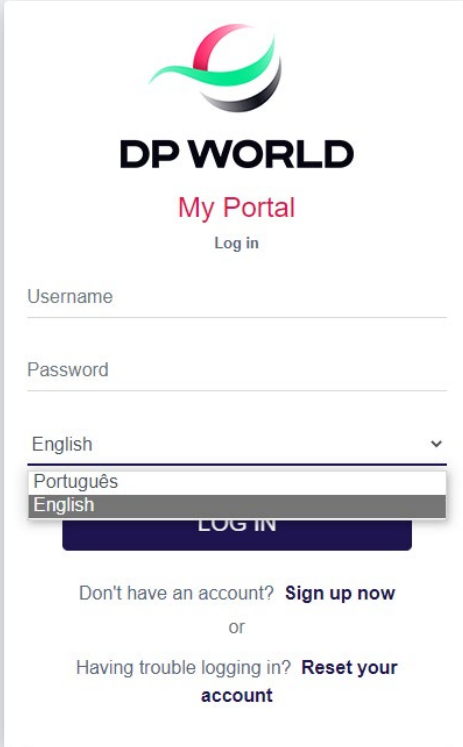
DP World is engaged to provide the best service and work closely with all our stakeholders and clients.


We are pleased to announce, the first phase of the implementation of My Portal.

My Portal allows customers to be part of our digital community and engage with our self-service platform, where they will be able to generate Quotes, Make Online Payments, and Generate Invoices without any delay.

Here is how you can create an account.

1. Go to the link below: <https://myportal.dpworldmaputo.com>.
- 1.2. Click on the language dropdown list to change the language as shown below.




DP WORLD
My Portal
Log in

Username
Password

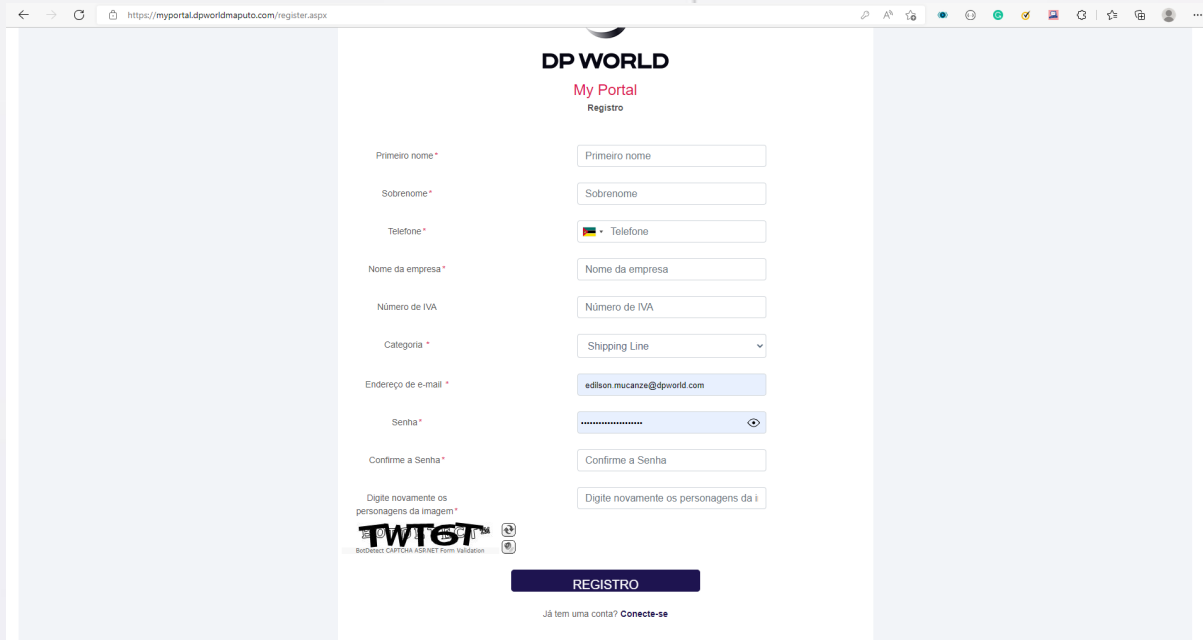
English ▼
Português
English

LOG IN

Don't have an account? **Sign up now**
or
Having trouble logging in? **Reset your account**

2. Click on **Sign up now** to create an account.

3. Please fill the form with the request information and make sure you typed a valid email address, and you have access to it to get the validation code to complete the registration process.



The screenshot shows a web browser window with the URL <https://myportal.dpworldmaputo.com/register.aspx>. The page header includes the DP WORLD logo and "My Portal Registro". The registration form contains the following fields:

- Primeiro nome *
- Sobrenome *
- Telefone * (with a flag icon and "Telefone" label)
- Nome da empresa *
- Número de IVA
- Categoria * (dropdown menu showing "Shipping Line")
- Endereço de e-mail * (pre-filled with "edilson.mucanze@dpworld.com")
- Senha *
- Confirme a Senha *
- Digitare novamente os personagens da imagem* (with a CAPTCHA image and "BotDetect CAPTCHA ASP.NET Form Validation" text)



At the bottom of the form is a dark blue button labeled "REGISTRO" and a link: "Já tem uma conta? [Conecte-se](#)".

4. Please make sure to provide the correct *captcha* values as displayed in the registration form.

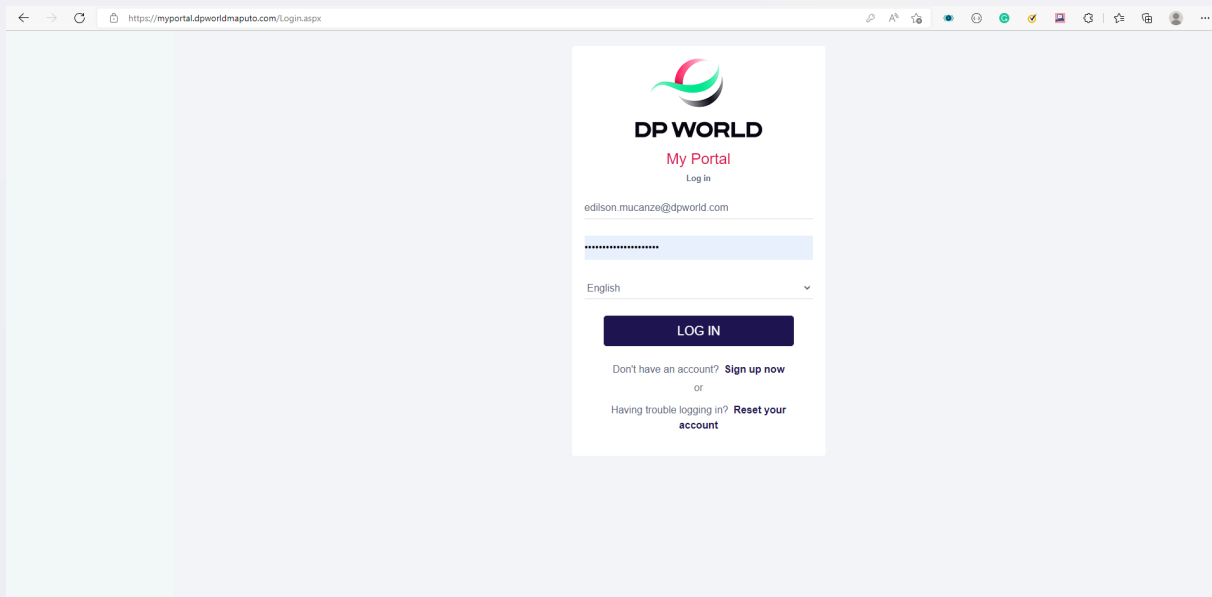


This image is a close-up of the CAPTCHA field from the registration form. It shows the text "Digite novamente os personagens da imagem*" and a CAPTCHA image with the word "TWIST" in a stylized font. Below the image is the text "BotDetect CAPTCHA ASP.NET Form Validation". To the right of the image is an input field containing the text "Digite novamente os personagens da i".

5. Account Validation – Add your validation key and confirm.



6. After account validation is successful, log in to access the MyPortal.



Thank you
DP World Maputo – IT Department 2022